



What To Do With The Global Goals In My Daily Life?

Subject

Citizenship

Learning Outcome

- Be able to identify creative ways of implementing the Global Goals, understand how to build on each other's ideas and use creativity in the initial steps of developing sustainability projects

Note


This lesson plan would work particularly well if taught after the lesson plan "Working Together To Achieve The Global Goals"

Preparation:

Prepare the following materials:

- List of the 17 Global Goals. (see appendix 3)
- Prefolded paper airplanes (see appendix 1)
- A pen for each participant
- Lively music
- Construct many paper airplanes in advance of the lesson.
- Distribute 1 pen and 1 airplane per participant.

Total Time:



Age Range:



World's Largest Lesson is a collaborative education project to support the announcement of the United Nations Global Goals for Sustainable Development. The project is living proof of the importance of Global Goal 17 "Partnerships for the Goals" and would not have been possible without the help of all of our partners working with us and with each other.

Thanks to our Founding Team:



Powered By:



Distributed By:



Translated By:



And special thanks to those who have worked with us across the world:



Introduction

5
mins

Explain to the students that the object of the activity is to come up with creative ways of implementing the Sustainable Development Goals, which are also called the Global Goals. Explain that good ideas may well build on the ideas of others.

Education For Sustainable Development – Children Speak Up!

10
mins

Students watch a short video of children from around the world sharing their message on sustainability. This can be done on a large screen, computer screens or group together to watch on a mobile phone or tablet. <https://www.youtube.com/watch?v=F-WI3crN8eU>.

Fly Your Own Ideas

40
mins

Distribute the paper airplanes, giving one per student. Begin with the first goal and have students write down an idea on their airplanes for implementing the first goal. For example, for goal 12 “Responsible Consumption”, an idea might be to always use both sides of writing paper; another might be to plant a school vegetable garden.

Announce to the students “We are about to launch these airplanes. When you catch a plane, read what is written on it and add to it. Try to think differently and add a creative or unusual idea. Then launch the airplane again!”

Count to three and launch the airplanes! Add to the festivity by playing some lively music for example the song for Africa created for the Global Goals - <https://youtu.be/iDhP41MGVCM>

After several "launchings", turn off the music and request each participant retrieve an airplane. In turn, each participant reads aloud what is written on each airplane.

Create a list of potential projects that students can work on.

Distribute a new set of airplanes. Repeat this activity for each Global Goal.

Differentiation and Alternatives

If time is limited, you can group the 17 goals under six themes (see appendix 2) and carry out the activity for each theme rather than each goal in turn.

Learning Activity

10
mins

To end the lesson, students look at the list of potential projects that the activity has generated. Students decide which project they think is most important for their class or school to work on, and provide some quick ideas on how to get started.

Further Resources

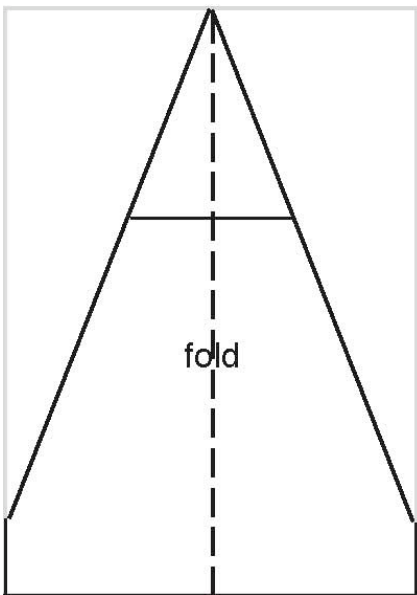
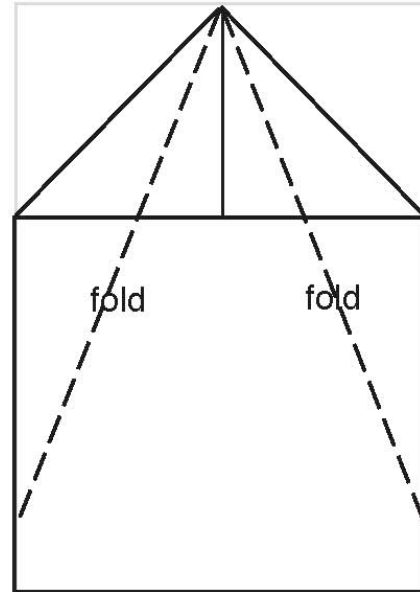
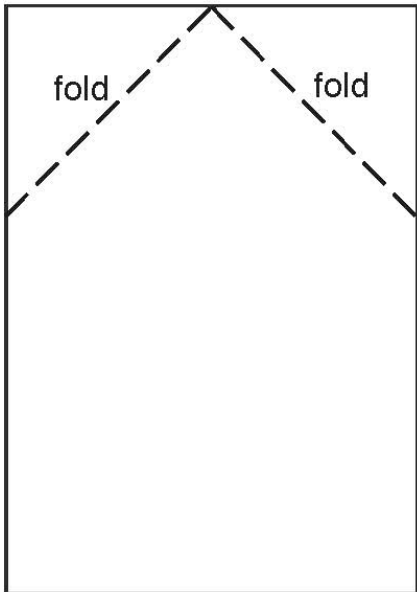
More resources on using Education For Sustainable Development teaching and learning methods are available at:
<http://en.unesco.org/themes/education-sustainable-development>

For more resources on using ESD teaching and learning methods, take a look at the following selected training materials:

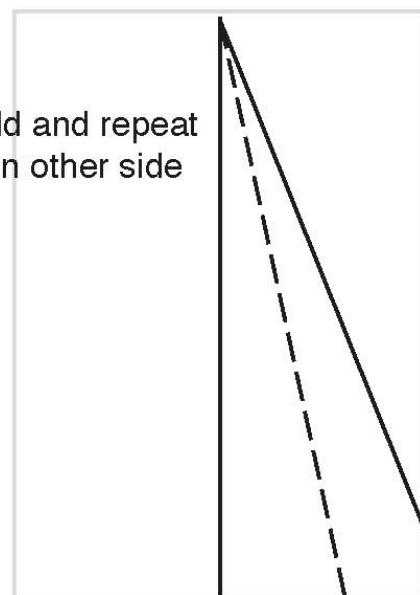
- Education for Sustainable Development Toolkit (<http://unesdoc.unesco.org/images/0015/001524/152453eo.pdf>)
- Education for Sustainable Development Sourcebook (<http://unesdoc.unesco.org/images/0021/002163/216383e.pdf>)
- Exploring Sustainable Development: A Multiple-Perspective Approach (<http://unesdoc.unesco.org/images/0021/002154/215431E.pdf>)
- Teaching and Learning for a Sustainable Future (<http://www.unesco.org/education/tlsf/>)

Adapted from “Making Your Ideas Fly!” in Education for Sustainable Development Toolkit. UNESCO: Paris. 2006 pp. 95-96

Folding your paper airplane:



fold and repeat
on other side



Grouping the Global goals under six themes:

Theme	Goals to include
Poverty	1, No poverty 10, Reduced inequalities
Health and well-being	2, No hunger 3, Good health 6, Clean water and sanitation
Education, skills and jobs	4, Quality education 8, Good jobs and economic growth
A safe and fair world	5, Gender equality 16, Peace and justice
Sustainability	7, Renewable energy 9, Innovation and infrastructure 11, Sustainable cities and communities 12, Responsible consumption 17, Partnerships for The Goals
Environment	13, Protect the planet 14, Life below water 15, Life on land



THE GLOBAL GOALS

For Sustainable Development